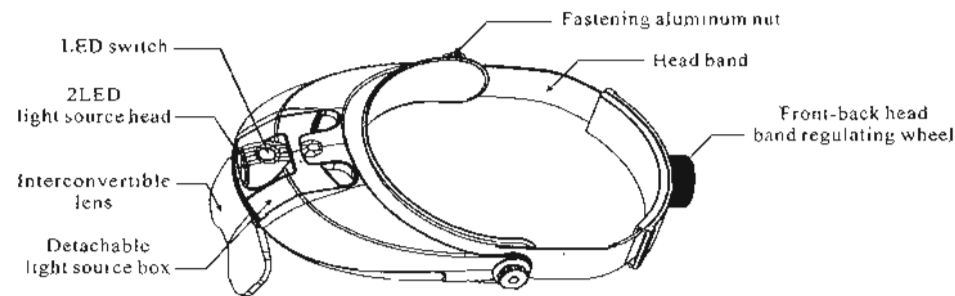


ITEM #MG9008


2LED HEADBAND ILLUMINATING MAGNIFIER

(With portable detachable LED light source box and 11 kinds of magnifications)

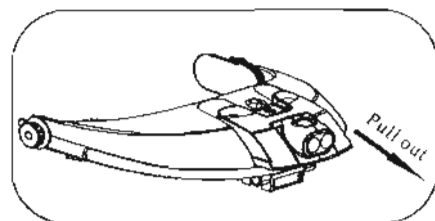
Thank you for buying this multifunctional two-way regulation head-wearing magnifier with newest patent! This product can be used for fishing, reading, gardening, mechanical processing, electronic maintenance etc. Please read this instruction carefully so as to ensure correct use.



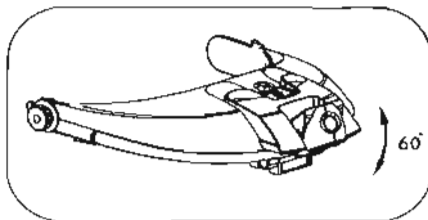
How to use portable detachable light source box:



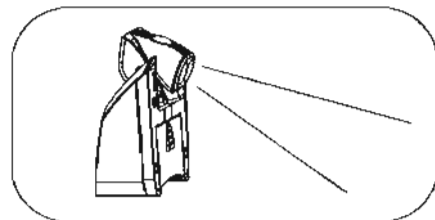
Light holder can't be rotated when light source box is not pulled out,



Press two concave spots on light source box with finger, then pull out light source box slightly,



At this time, LED light holder can be rotated up and down,



Light source box can be used separately as lighting source after being dismantled

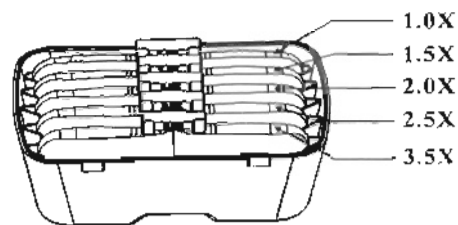
Installation and dismantling of lens :

1. Installation of lens

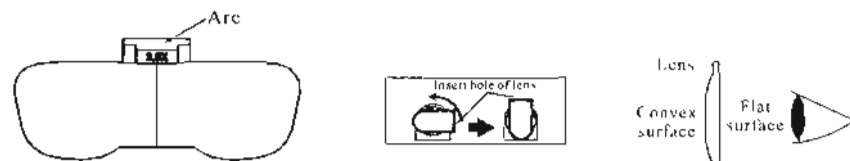
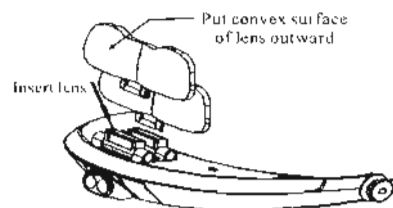
- (1) Please wipe lens surface with soft clean paper or cloth to avoid scratching lens surface;
- (2) Please put convex surface of lens outward, and flat surface towards eyes;
- (3) It's only required to insert one side of lens (with arc surface) downwards into insert hole of lens.

2. Dismantling of lens. operate this procedure according to the opposite order of the above method.

3. In time of installation and dismantling of lens frequently, please place or move lens parallelly; otherwise, upper part of lens might be easily damaged if it is placed at random after being taken out.

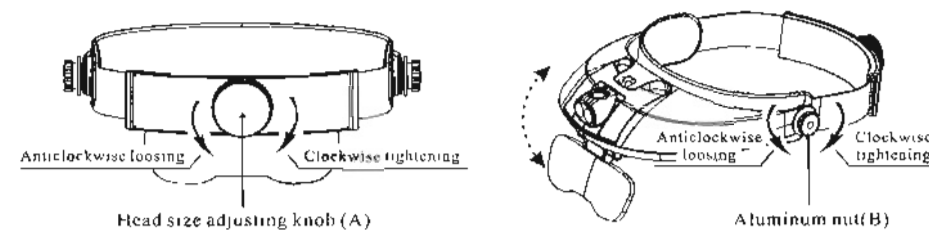


Lens of 5 kinds of magnifications

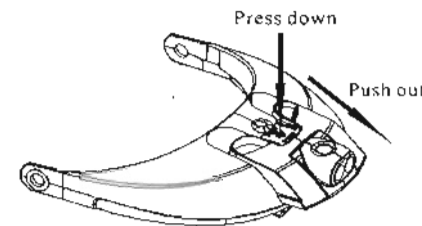


Regulating method of head band:

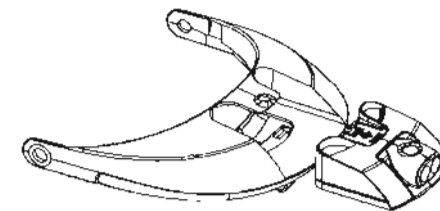
1. Please rotate head size adjusting knob (A) to appropriate range while adjusting head size.
2. Fastening aluminum nut(B) can adjust up-and-down position of lens.



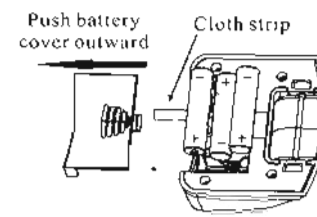
Replacement of lens:



Press down the buckle marked with PUSH, push light source box out



Take out light source box



Push batter cover outward according to arrow direction, pull cloth strip upward to take out 3 old batteries and put new batteries inside.

- 1. Battery leakage, getting hot and cracking are one of the reasons causing malfunction and damage of LED.
- 2. Please do not use batteries with different size, shape and performance;
- 3. Please take out batteries when LED light is not used for long time

Magnifications of lens:

1. Single-plate lens magnifications are 1.0X, 1.5X, 2.0X, 2.5X, 3.5X.
2. Bi-plate lens magnifications are 3.0X, 4.0X, 4.5X, 5.0X, 5.5X, 6.0X.
3. Magnifications are marked in the middle of lens.
4. Right table denotes the distance proportion between magnifications and viewed objects.

Magnifications	Distance to viewed objects
1.0x	300~350mm
1.5x	240~260mm
2.0x	215~235mm
2.5x	205~225mm
3.0x	160~180mm
3.5x	135~145mm
4.0x	125~135mm
4.5x	110~130mm
5.0x	100~120mm
5.5x	80~95mm
6.0x	60~85mm